






# Time and Date

You see the Time and Date on your telephone's display when it is idle. If you notice that the Time and Date are incorrect, you may be able to change them. Use some caution, however, since the Time and Date affect how your system routes calls and handles other features.

To set the Time and Date:

1.  +  8  2  8.
2. Dial the Time and Date password.  
*The password is normally 0000.*
3. Dial two digits for the year (e.g., 92).
4. Dial two digits for the month (01-12).
5. Dial two digits for the day (01-31).
6. Dial the day of the week (0-6).  
*0=Sunday, 6=Saturday*
7. Dial two digits for the hour (24 hour).  
*For example, 13=1:00 PM.*
8. Dial two digits for the minutes (00-60).  
*You hear confirmation beeps.*
9.  to hang up.